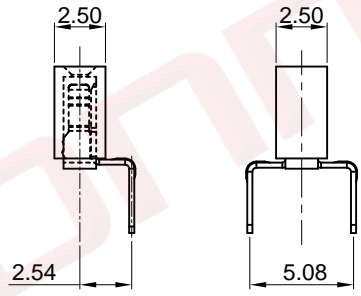
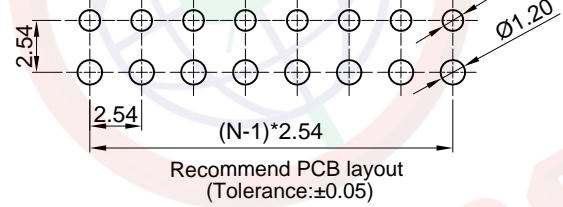
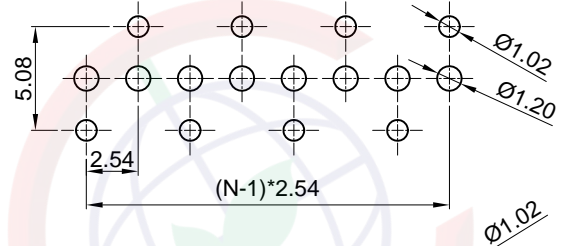
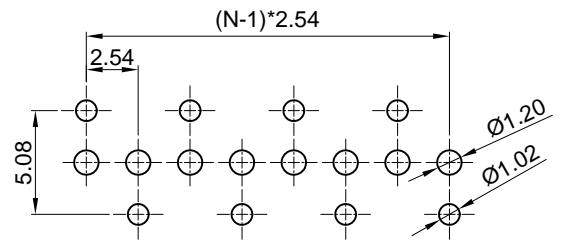
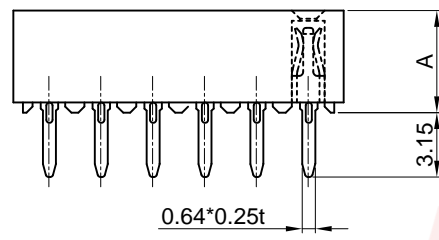
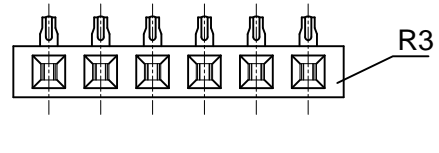
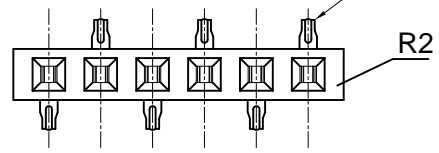
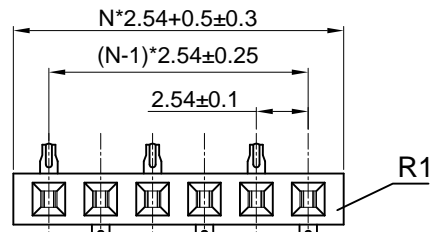


Dept	
Qty	
DC	1
ED	1
IE	1
ISO	1
PD	1
R&D	1
SD	1
QA	1
QC	1
QF	1

The information provided herein is from CONNELY Electronic Co., Ltd. and is confidential. Any disclosure to a party other than the recipient is prohibited. The intellectual properties and its rights contained herein, including but not limited to, trademarks, patents, copyrights, trade secrets, and technical know-how, are owned exclusively by CONNELY or its affiliates. Unauthorized use or reproduction of any part of this document, in any form or by any means, without the prior written permission of CONNELY, is strictly prohibited. CONNELY may enforce its intellectual property rights at its own discretion, failures or delays to exercise such rights does not constitute a waiver of such rights.



(Series Image-Reference Only)

REV.	DESCRIPTION	DRAWN	CHECKED	APPROVED
A	NEW RELEASE	YCH 11/20/07'	~	LJC 11/20/07'
B	DRAWING UPDATE	JLZ 09/09/15'	~	LJC 09/09/15'
C	DRAWING UPDATE	JLZ 07/22/20'	~	

Notes:

Specifications:

- Contact Resistance: 20mΩ Max.
- Insulation Resistance: 1000MΩ Min.
- Dielectric Withstanding Voltage: 600V AC(rms) For 1 Minute.
- Current Rating:3A.
- Temperature: -40°C~+105°C.

Materials:

- Contact Material: Copper Alloy.
- Contact Plating: Gold Plating Over Nickel.
- Insulator Material: PBT,Black,UL94-V0.

Product Number Code:

DS1024-04 - X X X X X

- Bend type
  - R1 type
  - R2 type
  - R3 type
- Profile height(Dim A)
  - 8.5mm
  - 5.0mm
- Contact plating
  - 8: Full gold flash
- Mounting type
  - V: V/T type
- No.of contacts
  - 1x2-1x40

GENERAL TOLERANCE		ANGLE TOLERANCE	
X.	±0.60	X.	±5°
.X	±0.38	.X	±3°
.XX	±0.25	.XX	±2°

DRAWING TYPE	CUSTOMER		
SCALE	1:1	SHEET	1 OF 1
DRAWING NO.	C-DS1024-04-XXXXX-C		

PROJECTION		TITLE	2.54mm Female Header Bottom Entry Type H=8.5/5.0mm
UNITS	mm	SERIES	DS1024-04 SERIES

晨翔电子有限公司  
CONNFLY ELECTRONIC CO. LTD