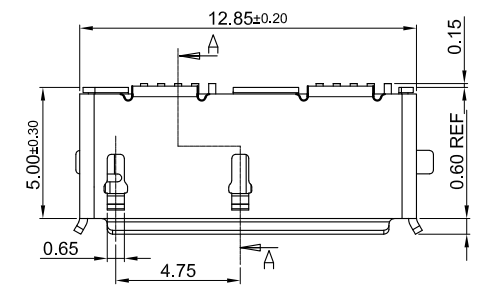


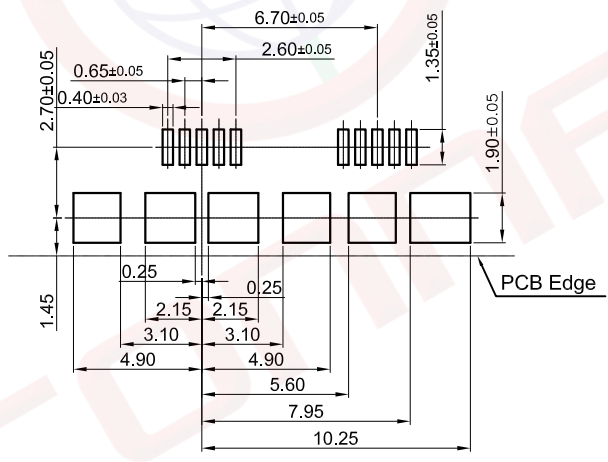
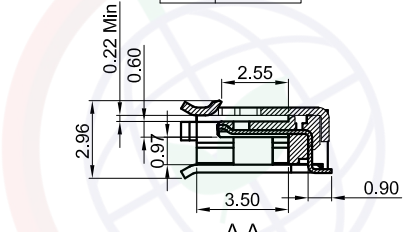
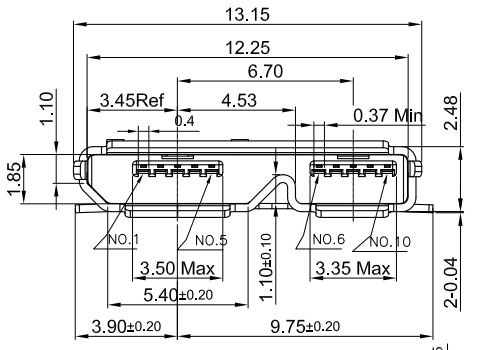
The information provided herein is from CONNELY Electronic Co., Ltd. and is confidential. Any disclosure to a party other than the recipient is prohibited. The intellectual properties and its rights contained herein, including but not limited to, trademarks, patents, copyrights, trade secrets, and technical know-how, are owned exclusively by CONNELY or its affiliates. Unauthorized use or reproduction of this document in any format or manner. CONNELY may enforce its intellectual property rights at its own discretion; failures or delays to exercise such rights does not constitute a waiver of such rights.

1 2 3 4 5 6 7 8

Dept	Qty
DC	1
ED	1
IE	1
ISO	1
PD	1
R&D	1
SD	1
QA	1
QC	1
QE	1



Pin Assignments	
Shell	Shield
10	MicB_SSRX+
9	MicB_SSRX-
8	GND_DRAIN
7	MicB_SSTX+
6	MicB_SSTX-
5	GND
4	ID
3	D+
2	D-
1	VBUS
PIN NO.	Signal name



Tolerance: ±0.05,
Recommended PCB Layout



(Series Image-Reference Only)

REV.	DESCRIPTION	DRAWN	CHECKED	APPROVED
A	NEW RELEASE	YCH 09/07/10'		
B	DRAWING UPDATE	JLZ 05/07/24'		

Notes:

Specifications:

- Contact Resistance: 50mΩ Max.
- Insulation Resistance: 100MΩ Min.
- Dielectric Withstanding Voltage: 100V AC(rms) For 1 Minute.
- Current Rating: 1.8A Max(Pin1-Pin5)
- Voltage Rating: 30V Max
- Temperature: -40°C~+85°C.

Materials:

- Contact Material: Copper Alloy.
- Insulator Material: High temp, Black.
- Shell Material: Stainless steel.

Product Number Code:


DS1104-01 - X X X X

- Packing type
B: Tube
R: Tape on reel
- Contact plating
0: Selective gold flash
03: Selective gold 3u"
- Shell plated
N: Nickel
- Color of housing
B: Black

GENERAL TOLERANCE		ANGLE TOLERANCE	
X.	±0.60	X.	±5°
.X	±0.38	.X	±3°
.XX	±0.25	.XX	±2°

PROJECTION		TITLE	Micro USB 3.0
UNITS	mm		Female 10P SMT Type
SHEET SIZE	A4	SERIES	DS1104-01 SERIES

DRAWING TYPE	CUSTOMER		
SCALE	1:1	SHEET	1 OF 1
DRAWING NO.	C-DS1104-01-XXXX-B		



1 2 3 4 5 6 7 8