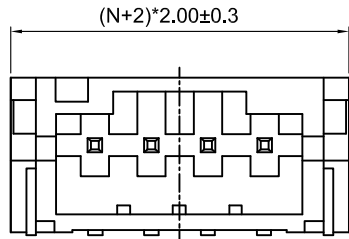
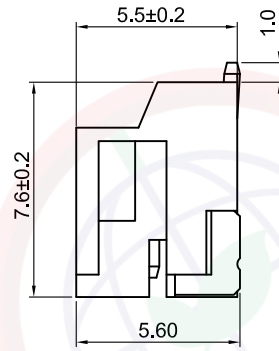
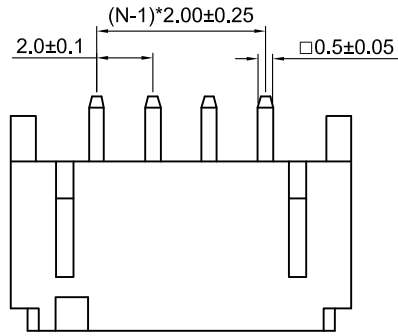


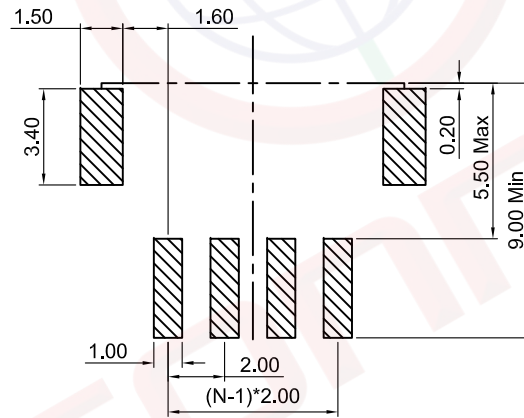
The information provided herein is from CONNELY Electronic Co., Ltd. and is confidential. Any disclosure to a party other than the recipient is prohibited. The intellectual properties and its rights contained herein, including but not limited to, trademarks, patents, copyrights, trade secrets, and technical know-how, are owned exclusively by CONNELY or its affiliates. Unauthorized use of this information in any format or manner. CONNELY may enforce its intellectual property rights at its own discretion; failures or delays to exercise such rights does not constitute a waiver of such rights.

1 2 3 4 5 6 7 8

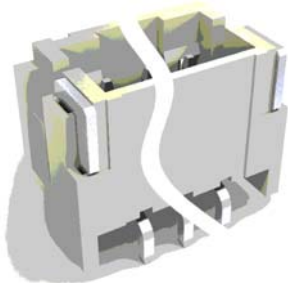
REV.	DESCRIPTION	DRAWN	CHECKED	APPROVED
A	NEW RELEASE	JLZ 02/27/18'	HZW 02/27/18'	LJC 02/27/18'
B	DRAWING UPDATE	JLZ 12/21/21'		



N=No.of contact



Recommend PCB Layout



(Series Image-Reference Only)

Notes:

Specifications:

- Contact Resistance: 20mΩ Max.
- Insulation Resistance: 1000MΩ Min.
- Dielectric Withstanding Voltage: 500V AC(rms) For 1 Minute.
- Current Rating:2A.
- Temperature: -25°C~+85°C.

Materials:

- Contact Material: Copper Alloy.
- Contact Plating: Tin Plating Over Nickel.
- Insulator Material: PA-9T,Ivory,UL94-V0.

Product Number Code:

DS1066-08 - X X X X X X

- X X X X X X
- Packing type  
R: Tape on Reel
- Contact Plating  
6: Tin
- Housing Color  
V: Ivory
- Mounting type  
S: SMT type
- Connector type  
M: Male
- No.of contact  
2 to 16

GENERAL TOLERANCE		ANGLE TOLERANCE		PROJECTION	TITLE
X.	±0.60	X.	±5°		2.00mm PH Wafer Horizontal SMT Type
.X	±0.38	.X	±3°	mm	
.XX	±0.25	.XX	±2°	A4	SERIES DS1066-08 SERIES
DRAWING TYPE		CUSTOMER		<b>晨翔电子有限公司</b> <b>CONNFLY CONNFLY ELECTRONIC CO. LTD</b>	
SCALE		1:1 SHEET 1 OF 1			
DRAWING NO.		C-DS1066-08-XXXXXX-B			

1 2 3 4 5 6 7 8