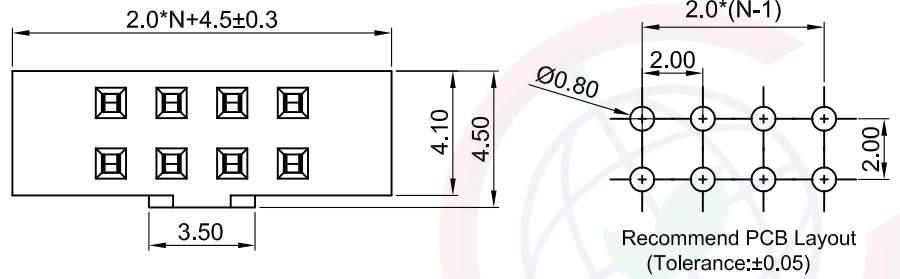


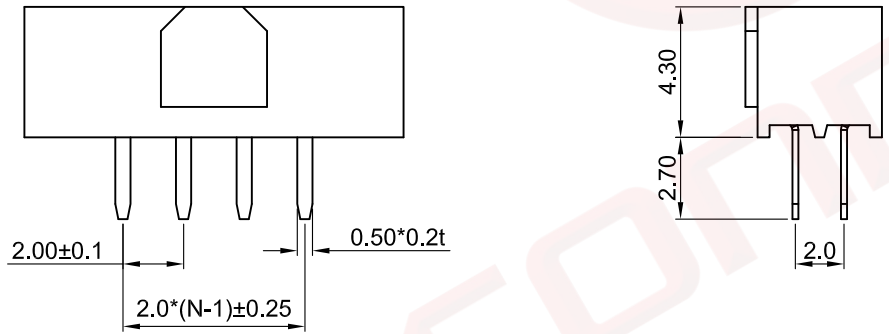
The information provided herein is from CONNELY Electronic Co., Ltd. and is confidential. Any disclosure to a party other than the recipient is prohibited. The intellectual properties and its rights contained herein, including but not limited to, trademarks, patents, copyrights, trade secrets, and technical know-how, are owned exclusively by CONNELY or its affiliates. Unauthorized use of this information in any format or manner. CONNELY may enforce its intellectual property rights at its own discretion; failures or delays to exercise such rights does not constitute a waiver of such rights.

1 2 3 4 5 6 7 8

REV.	DESCRIPTION	DRAWN	CHECKED	APPROVED
A	NEW RELEASE	LJH 06/22/05'		LJC 06/22/05'
B	DRAWING UPDATE	JLZ 04/17/20'		



N=Number of contacts/2



(Series Image-Reference Only)

Notes:

Specifications:

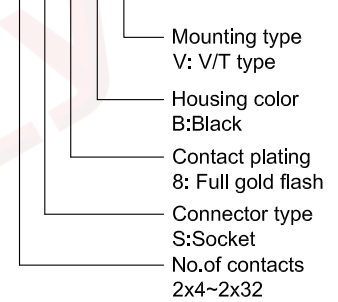
- Contact Resistance: 20mΩ Max.
- Insulation Resistance: 1000MΩ Min.
- Dielectric Withstanding Voltage: 500V AC(rms) For 1 Minute.
- Current Rating:1.5A.
- Temperature: -40°C~+105°C.

Materials:

- Contact Material: Copper Alloy.
- Contact Plating: Gold Plating Over Nickel.
- Insulator Material: High temp,Black,UL94-V0.

Product Number Code:

DS1026-17 - X X X X X



GENERAL TOLERANCE	ANGLE TOLERANCE	PROJECTION		TITLE	2.0mm Female Header W/ Polarization Match To 2.0 Box Header V/T type
X. ±0.60	X. ±5°	UNITS	mm	SHEET	1 OF 1
.X ±0.38	.X ±3°	SHEET SIZE	A4	SERIES	DS1026-17 SERIES
.XX ±0.25	.XX ±2°	DRAWING TYPE CUSTOMER			
DRAWING NO. C-DS1026-17-XXXXX-B		SCALE 1:1			

PROJECTION		TITLE	2.0mm Female Header W/ Polarization Match To 2.0 Box Header V/T type
UNITS	mm	SHEET	1 OF 1
SHEET SIZE	A4	SERIES	DS1026-17 SERIES

晨翔电子有限公司
CONNELY CONNELY ELECTRONIC CO. LTD

1 2 3 4 5 6 7 8