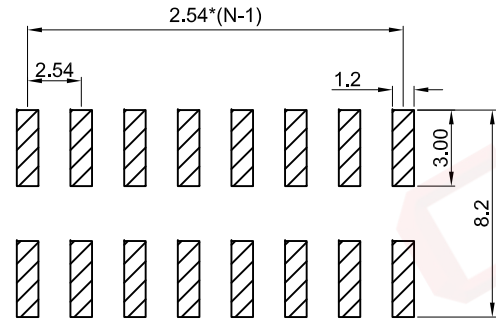
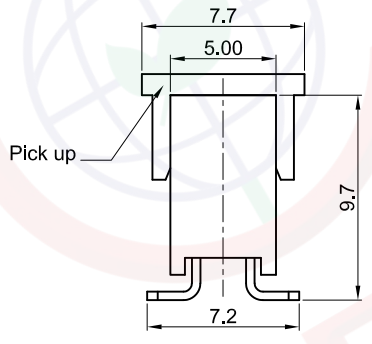
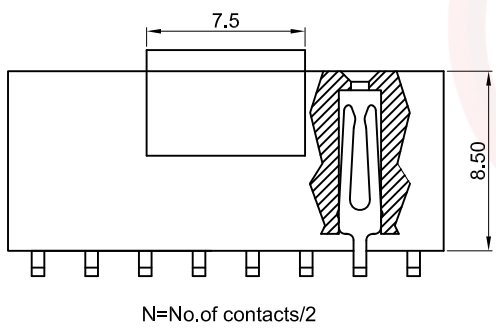
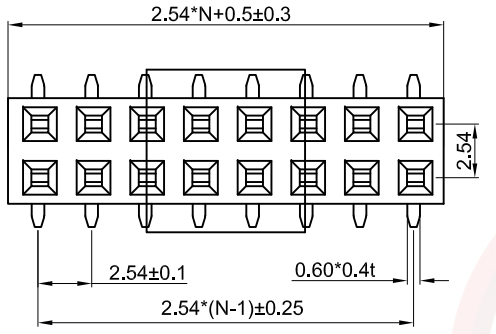



The information provided herein is from CONNELY Electronic Co., Ltd. and is confidential. Any disclosure to a party other than the recipient is prohibited. The intellectual properties and its rights contained herein, including but not limited to, trademarks, patents, copyrights, trade secrets, and technical know-how, are owned exclusively by CONNELY or its affiliates. Unauthorized use of this information in any format or manner. CONNELY may enforce its intellectual property rights at its own discretion; failures or delays to exercise such rights does not constitute a waiver of such rights.

1 2 3 4 5 6 7 8

Dept	Qty
DC	1
ED	1
IE	1
ISO	1
PD	1
R&D	1
SD	1
QA	1
QC	1
QE	1



Recommend PCB layout
(Tolerance:±0.05)



(Series Image-Reference Only)

REV.	DESCRIPTION	DRAWN	CHECKED	APPROVED
A	NEW RELEASE	JLZ 10/11/14'	~	LJC 10/11/14'
B	DRAWING UPDATE	JLZ 01/11/19'	~	
C	DRAWING UPDATE	JLZ 01/04/25'	~	

Notes:

Specifications:

- Contact Resistance: 20mΩ Max.
- Insulation Resistance: 1000MΩ Min.
- Dielectric Withstanding Voltage: 600V AC(rms) For 1 Minute.
- Current Rating:3A.
- Temperature: -40°C~+105°C.

Materials:

- Contact Material: Copper Alloy.
 - Contact Plating: Gold Plating Over Nickel.
 - Insulator Material: High Temp,Black,UL94-V0.
- Product Number Code:

DS1023-31 - X X X X X X

- Post support
X:W/O post
- Packing type
R:Tape on reel
B:Tube
- Pick up support
S: W/ Pick up
X: W/O Pick up
- Contact plating
8: Full glod flash
- Housing color
B: Black
- No.of contacts
2x2 - 2x40

GENERAL TOLERANCE		ANGLE TOLERANCE		PROJECTION		TITLE	2.54mm FEMALE HEADER DOUBLE ROW SMT TYPE H=8.50mm
X.	±0.60	X.	±5°	UNITS	mm	SHEET SIZE	A4
.X	±0.38	.X	±3°	SHEET SIZE	A4	SERIES	DS1023-31 SERIES
.XX	±0.25	.XX	±2°	晨翔电子有限公司 CONNELY CONNELY ELECTRONIC CO. LTD			
DRAWING TYPE		CUSTOMER					
SCALE		1:1	SHEET 1 OF 1				
DRAWING NO.		C-DS1023-31-XXXXXX-C					

1 2 3 4 5 6 7 8