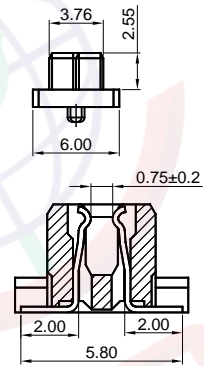
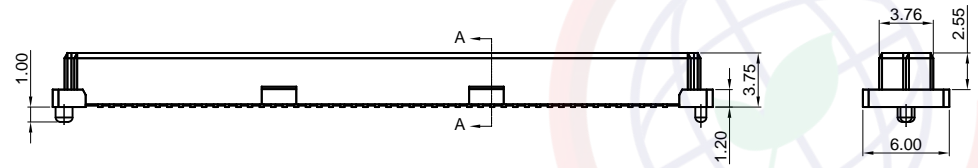
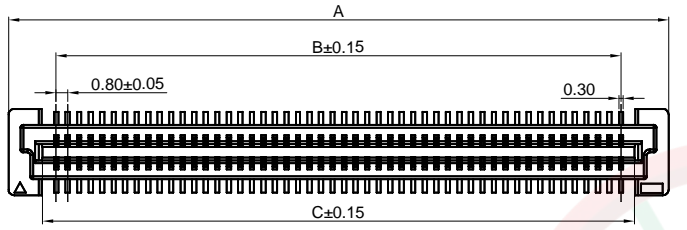


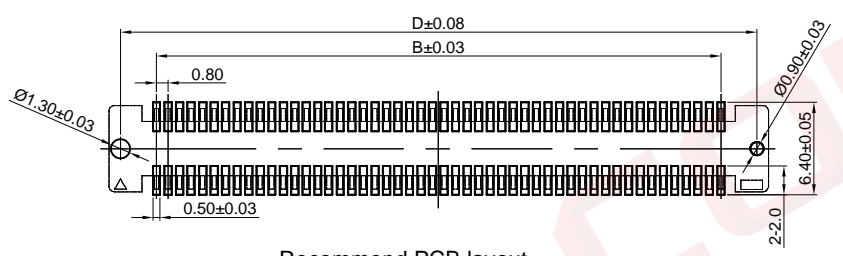
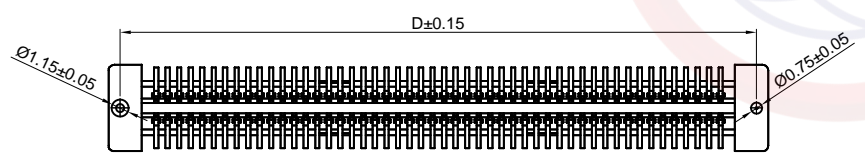
Dept	
Qty	
DC	1
ED	1
IE	1
ISO	1
PD	1
R&D	1
SD	1
QA	1
QC	1
QE	1

REV.	DESCRIPTION	DRAWN	CHECKED	APPROVED
A	NEW RELEASE	JLZ 04/08/19'		
B	DRAWING UPDATE	JLZ 11/09/21'		

The information provided herein is from CONNPLY Electronic Co., Ltd. and is confidential. Any disclosure to a party other than the recipient is prohibited. The intellectual properties and its rights contained herein, including but not limited to, trademarks, patents, copyrights, trade secrets, and technical know-how, are owned exclusively by CONNPLY or its affiliates. Unauthorized use or reproduction of any part of this drawing without the prior written permission of CONNPLY may result in legal action. CONNPLY may enforce its intellectual property rights at its own discretion, failures or delays to exercise such rights does not constitute a waiver of such rights. Its use in any format or manner. CONNPLY may enforce its intellectual property rights at its own discretion, failures or delays to exercise such rights does not constitute a waiver of such rights.



Section:A-A
Scale 2:1



Recommend PCB layout
(Tolerance:±0.05)



(Series Image-Reference Only)

NO.of contacts	Dimensions			
	A.	B.	C.	D.
40	21.80	15.20	17.10	20.20
60	29.80	23.20	25.10	28.20
80	37.80	31.20	33.10	36.20
100	45.80	39.20	41.10	44.20
120	53.80	47.20	49.10	52.20
140	61.80	55.20	57.10	60.20
160	69.80	63.20	65.10	68.20
180	77.80	71.20	73.10	76.20
200	85.80	79.20	81.10	84.20

Notes:

Specifications:

1. Contact Resistance: 80mΩ Max.
2. Insulation Resistance: 800MΩ Min.
3. Dielectric Withstanding Voltage: 150V AC(rms) For 1 Minute.
4. Current Rating:0.5A/Pin.
5. Voltage Rating:60V AC rms.
6. Temperature: -40°C~+85°C.

Materials:

1. Contact Material: Copper Alloy.
2. Contact Plating: Gold Plating Over Nickel.
3. Insulator Material: HIGH-TEMP,Ivory,UL94-V0.

Product Number Code:

DS1151-14 - X X X X X X X 0

- Packing Type
R:Tape On Reel
- Pick up Support
S:W/ Pick up
- Housing Color
V:Ivory
- Contact Plating
8:Full Gold Flash
- Mounting Type
S:SMT Type
- Connector Type
S:Socket
- No.of Contacts
40~200

GENERAL TOLERANCE		ANGLE TOLERANCE	
X.	±0.60	X.	±5°
.X	±0.38	.X	±3°
.XX	±0.25	.XX	±2°
DRAWING TYPE		CUSTOMER	
SCALE	1:1	SHEET	1 OF 1
DRAWING NO.	C-DS1151-14-XXXXXX0-B		

PROJECTION	TITLE	0.80mm Board to Board SMT Single Groove Female Type	
UNITS	mm		
SHEET SIZE	SERIES	DS1151-14 SERIES	

晨翔电子有限公司
CONNPLY CONNPLY ELECTRONIC CO., LTD