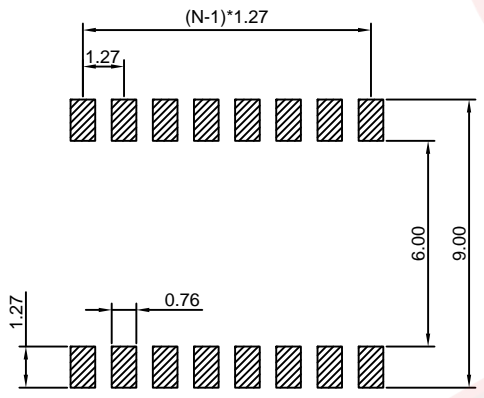
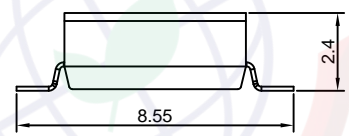
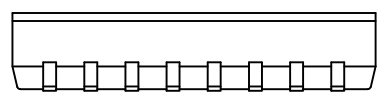
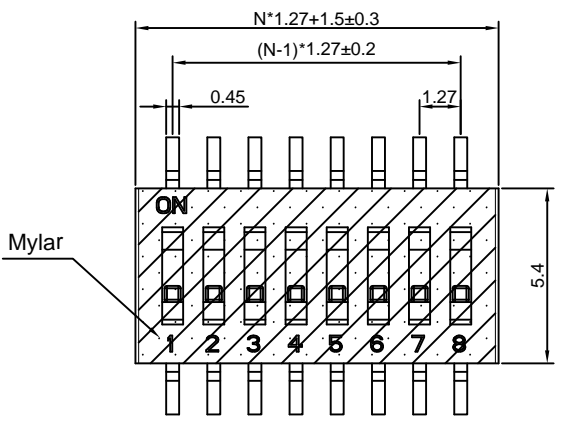



The information provided herein is from CONNELY Electronic Co., Ltd. and is confidential. Any disclosure to a party other than the recipient is prohibited. The intellectual properties and its rights contained herein, including but not limited to, trademarks, patents, copyrights, trade secrets, and technical know-how, are owned exclusively by CONNELY or its affiliates. Unauthorized use of this information in any format or manner, including but not limited to, reproduction, distribution, or disclosure to third parties, is strictly prohibited. CONNELY may enforce its intellectual property rights at its own discretion, failures or delays to exercise such rights does not constitute a waiver of such rights.

Dept	Qty
DC	1
ED	1
IE	1
ISO	1
PD	1
R&D	1
SD	1
QA	1
QC	1
QF	1



Recommend PCB layout
(Tolerance:±0.05)



(Series Image-Reference Only)

Warning:
During the soldering process,
The switch must be turned off.

REV.	DESCRIPTION	DRAWN	CHECKED	APPROVED
A	NEW RELEASE	JLZ 07/31/17'	HZW 07/31/17'	LJC 07/31/17'
B	DRAWING UPDATE	JLZ 03/30/20'		

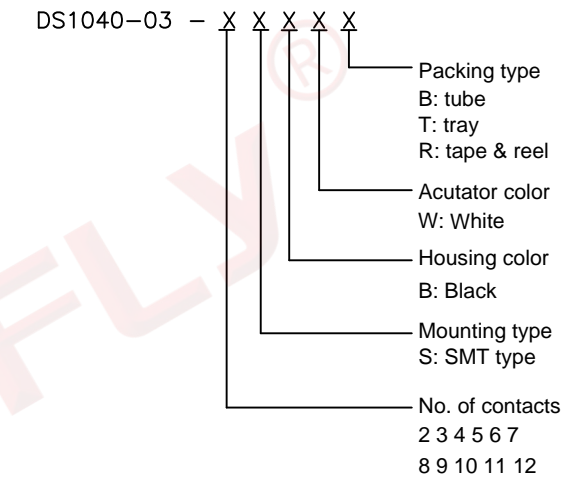
Specification:

1. Contact resistance: 100mΩ max.
2. Dielectric withstanding voltage: 250 VAC 1minute.
3. Insulation resistance: 1000 MΩ min.
4. Temperature range: -40°C ~ +105°C.
5. Operating Life: 2000 cycle min.

Material:

1. Insulator: high temperature 260°C,UL 94V-0.
2. Contact: copper alloy.

Product number code:



GENERAL TOLERANCE		ANGLE TOLERANCE		PROJECTION		TITLE	SWITCH PITCH 1.27mm SMT WITH MYLAR TYPE	
X.	±0.60	X.	±5°	UNITS	mm			
.X	±0.38	.X	±3°	SHEET SIZE	A4	SERIES	DS1040-03 SERIES	
.XX	±0.25	.XX	±2°	晨翔电子有限公司 CONNFLY ELECTRONIC CO. LTD				
DRAWING TYPE		CUSTOMER						
SCALE	1:1	SHEET	1 OF 1					
DRAWING NO.		C-DS1040-03-XXXXX-B						