

Dept	
Qty	
DC	1
ED	1
IE	1
ISO	1
PD	1
R&D	1
SD	1
QA	1
QC	1
QE	1

The information provided herein is from CONNELY Electronic Co., Ltd. and is confidential. Any disclosure to a party other than the recipient is prohibited. The intellectual properties and its rights contained herein, including but not limited to, trademarks, patents, copyrights, trade secrets, and technical know-how, are owned exclusively by CONNELY or its affiliates. Unauthorized use of this information in any format or manner. CONNELY may enforce its intellectual property rights at its own discretion; failures or delays to exercise such rights does not constitute a waiver of such rights.

REV.	DESCRIPTION	DRAWN	CHECKED	APPROVED
A	NEW RELEASE	YCH 10/22/09'	~	LJC 10/22/09'
B	DRAWING UPDATE	JLZ 07/22/20'	~	
C	DRAWING UPDATE	JLZ 10/27/23'	~	

Notes:

Specifications:

- Contact Resistance: 20mΩ Max.
- Insulation Resistance: 1000MΩ Min.
- Dielectric Withstanding Voltage: 600V AC(rms) For 1 Minute.
- Current Rating:3A.
- Temperature: -40°C~+105°C.

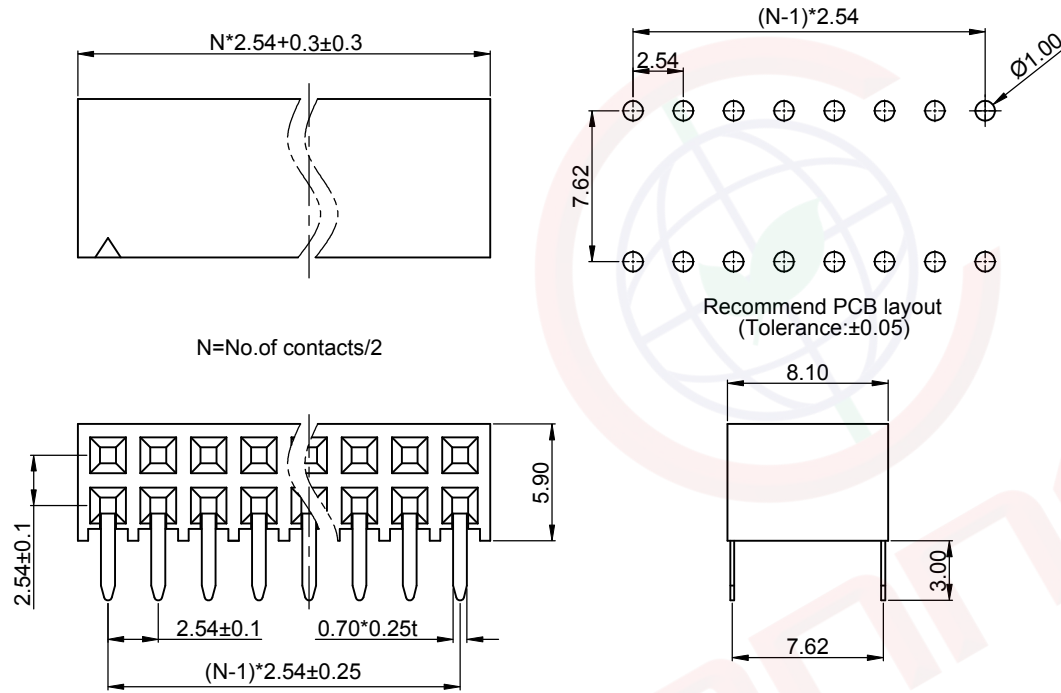
Materials:

- Contact Material: Copper Alloy.
- Contact Plating: Gold Plating Over Nickel.
- Insulator Material: Plastic,Black,UL94-V0.

Product Number Code:


DS1024-05 - X X X X

- Housing color  
B: Black
- Contact plating  
8: Full gold flash
- Connector type  
S:Socket
- No.of contacts  
2x2-2x40



N=No.of contacts/2

Recommend PCB layout  
(Tolerance:±0.05)



(Series Image-Reference Only)

GENERAL TOLERANCE		ANGLE TOLERANCE	
X.	±0.60	X.	±5°
.X	±0.38	.X	±3°
.XX	±0.25	.XX	±2°
DRAWING TYPE		CUSTOMER	
SCALE	1:1	SHEET	1 OF 2
DRAWING NO.	C-DS1024-05-XXXX-C		

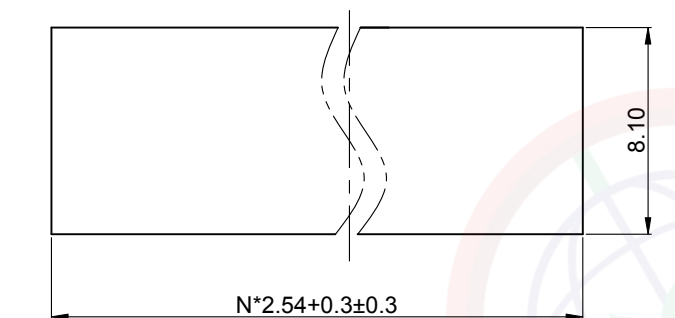
PROJECTION	TITLE
	2.54mm Female Header
UNITS	mm
SHEET SIZE	A4
SERIES	DS1024-05 SERIES

晨翔电子有限公司  
CONNFLY CONNELY ELECTRONIC CO. LTD

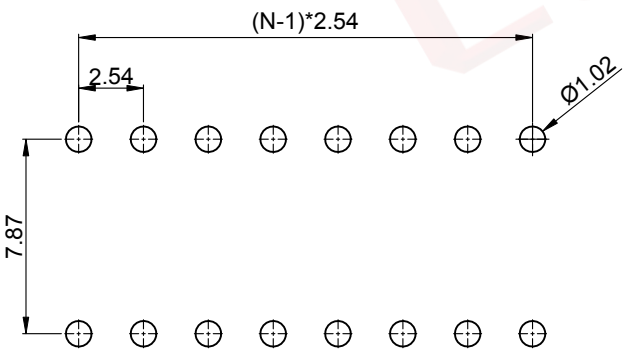
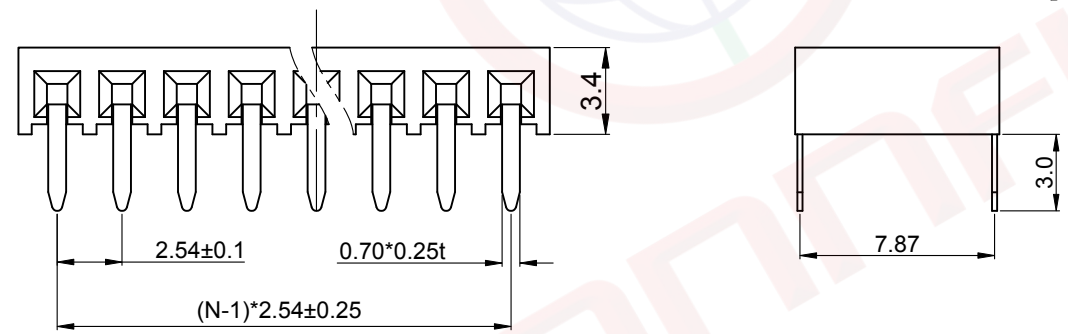
Dept	Qty
DC	1
ED	1
IE	1
ISO	1
PD	1
R&D	1
SD	1
QA	1
QC	1
QE	1

The information provided herein is from CONNPLY Electronic Co., Ltd. and is confidential. Any disclosure to a party other than the recipient is prohibited. The intellectual properties and its rights contained herein, including but not limited to, trademarks, patents, copyrights, trade secrets, and technical know-how, are owned exclusively by CONNPLY or its affiliates. Unauthorized use or reproduction of any part of this drawing without the prior written permission of CONNPLY may result in legal action. CONNPLY may enforce its intellectual property rights at its own discretion, failures or delays to exercise such rights does not constitute a waiver of such rights.

REV.	DESCRIPTION	DRAWN	CHECKED	APPROVED
A	NEW RELEASE	YCH 06/05/13'	~	LJC 06/05/13'
B	DRAWING UPDATE	JLZ 07/22/20'	~	
C	DRAWING UPDATE	JLZ 10/27/23'	~	



N=No. of contacts



Recommend PCB layout  
(Tolerance:±0.05)

Notes:

Specifications:

1. Contact Resistance: 20mΩ Max.
2. Insulation Resistance: 1000MΩ Min.
3. Dielectric Withstanding Voltage: 600V AC(rms) For 1 Minute.
4. Current Rating:3A.
5. Temperature: -40°C~+105°C.

Materials:

1. Contact Material: Copper Alloy.
2. Contact Plating: Gold Plating Over Nickel.
3. Insulator Material: Plastic,Black,UL94-V0.

Product Number Code:

DS1024-05 - X X X X

- X Housing color  
B: Black
- X Contact plating  
8: Full gold flash
- X Connector type  
S:Socket
- X No. of contacts  
1x2-1x40

GENERAL TOLERANCE		ANGLE TOLERANCE		PROJECTION		TITLE	
X.	±0.60	X.	±5°	UNITS	mm	2.54mm Female Header	
.X	±0.38	.X	±3°	SHEET SIZE	A4	SERIES	DS1024-05 SERIES
.XX	±0.25	.XX	±2°	晨翔电子有限公司 CONNPLY ELECTRONIC CO. LTD			
DRAWING TYPE		CUSTOMER					
SCALE	1:1	SHEET	1 OF 2				
DRAWING NO.		C-DS1024-05-XXXX-C					